

If you have any questions, please contact me at jamie@teachmommyteach.com

Thank you for downloading!

You May:

- use these resources in your own home or classroom for non-commercial use.
- print as many copies as you would like.
- share the website link, <https://teachmommyteach.com/>, where this printable can be found, so that others can download the file.

You May NOT:



- sell, give away, or share a printed copy. Each person should download separately and print.
- print out a copy for multiple teachers, as in an entire school, co-op, or other group. Each teacher should download separately and print.
- link directly to the pdf. Instead, link to the page on <https://teachmommyteach.com/> or <https://teacherspayteacher.com/> where you found the download.
- claim this or any part of this printable as your own.
- alter this printable and claim it as your own.
- host any of the files on your personal or other websites that can be shared with others.
- Upload this resource to any file sharing sites

Credits!! Thank you Speaking of Images and Open Clipart!





<https://www.teacherspayteachers.com/Store/Speaking-Of-Images>



Your child will need to know the following letters and sounds for this story.

U u  



U says /u/ as in umbrella.

P p  

P says /p/ as in pizza.

T t  



T says /t/ as in two.

H h  

H says /h/ as in helicopter.

C c  

C says /k/ as in cake.

B b  

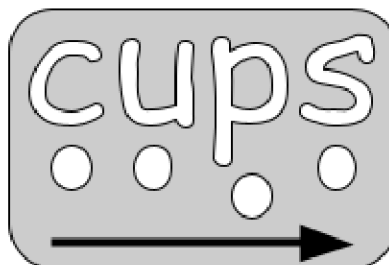

B says /b/ as in bike.

The UP Word Family



u p

Practice reading the following words.



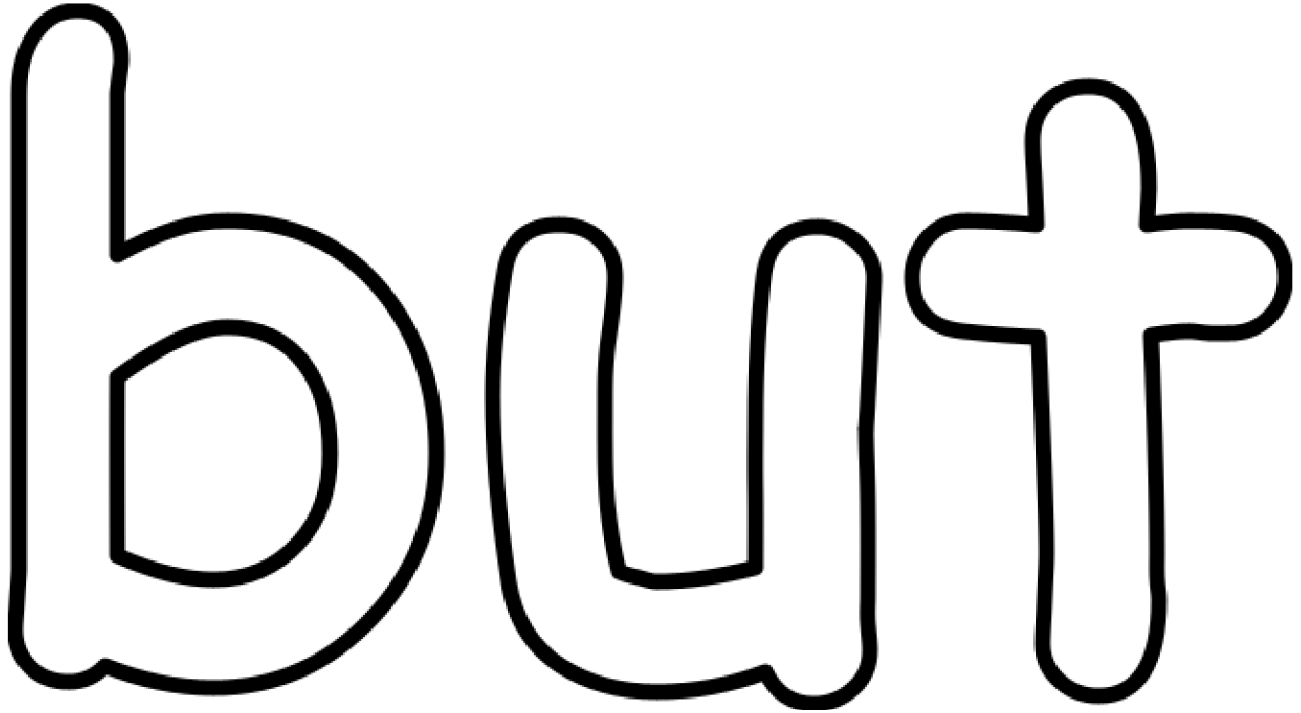
Name: _____

Sight Word: BUT

Have children practice reading the sight word BUT.

Your child can sound out this word.

Then have children color or paint the sight word BUT.



Complete the maze by following the word BUT.

start	but	but	pup	cup	was	
	you	but	but	a	the	
	and	to	but	to	to	
	a	up	but	but	but	
	you	hup	you	the	but	end

Joseph Part 2

Children read the words in green and sight words in blue. Parents read the rest.

Joseph's brothers made **up** a story. They told their pop that Joseph had died, but Joseph was a slave.

"Get to work. **Hup, hup, hup,**" Joseph was told.

Joseph cleaned **up**. Joseph worked hard, but a woman made **up** a story. Joseph was put in jail.


A man in jail had a dream about a **cup**. Joseph said, "Your dream means you will fill that **cup** for Pharaoh!"

Later Pharaoh had a dream. Joseph said, "Your dream means that you need to stock **up** on your crops!"

Pharaoh put Joseph in charge of stocking **up** on the crops.

Name: _____

Later Joseph's brothers needed food. They bowed to Joseph just like in Joseph's dream! Joseph filled their **cups** with food and their hearts with forgiveness.



Joseph Part 2

Children trace and read the dotted words. Parents read the rest.

Joseph's brothers made **up** a story. They told their pop that Joseph had died, but Joseph was a slave.

"Get to work. **hup hup hup**," Joseph was told.

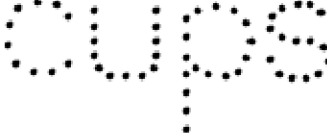
Joseph cleaned **up**. Joseph worked hard, but a woman made **up** a story. Joseph was put in jail.

A man in jail had a dream about a **cup**. Joseph said, "Your dream means you will fill that **cup** for Pharaoh!"

Later Pharaoh had a dream. Joseph said, "Your dream means that you need to stock **up** on your crops!"

Pharaoh put Joseph in charge of stocking **up** on the crops.

Name: _____

Later Joseph's brothers needed food. They bowed to Joseph just like in Joseph's dream! Joseph filled their  with food and their hearts with forgiveness.

